

Welcome!

We are so glad you are here!

We will get started shortly.
In the meantime, we invite you to
intentionally enter this space.



Silence your cell
phone



Stretch



Close the door



Take a few deep
breaths



Close browser
windows



Emotionally release
your to-do list



Check your audio
and video



Take a bio break

Tools for Community Transformation Series: Workshop #5

THURSDAY, JANUARY 11, 2024
2:00PM — 2:45PM ET

THE HEALTHY START TA & SUPPORT CENTER IS OPERATED BY THE NATIONAL INSTITUTE FOR CHILDREN'S HEALTH QUALITY (NICHQ). THIS PROJECT IS SUPPORTED BY THE HEALTH RESOURCES AND SERVICES ADMINISTRATION (HRSA) OF THE U.S. DEPARTMENT OF HEALTH AND HUMAN SERVICES (HHS) UNDER GRANT NUMBER 1 UF5MC327500100 TITLED SUPPORTING HEALTHY START PERFORMANCE PROJECT.

NICHQ
National Institute for
Children's Health Quality

HEALTHY
start
TA & SUPPORT CENTER



Agenda

Housekeeping

Tess Pierson

HEALTHY START TA & SUPPORT
CENTER (TASC)

Community Partner Profiles

Anna Clayton

NATIONAL ASSOCIATION OF CITY
& COUNTY HEALTH OFFICIALS
(NACCHO)

Wrap Up

Tess Pierson

HEALTHY START TASC





THIS SESSION IS BEING RECORDED.



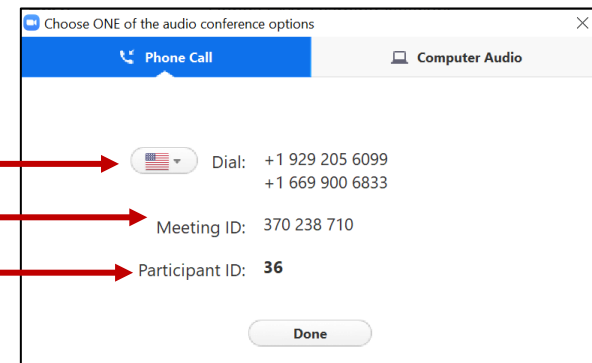
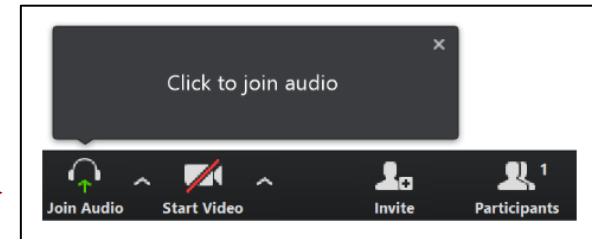
ALL PARTICIPANTS ARE MUTED UPON ENTRY. WE ASK THAT YOU REMAIN MUTED TO LIMIT BACKGROUND NOISE.



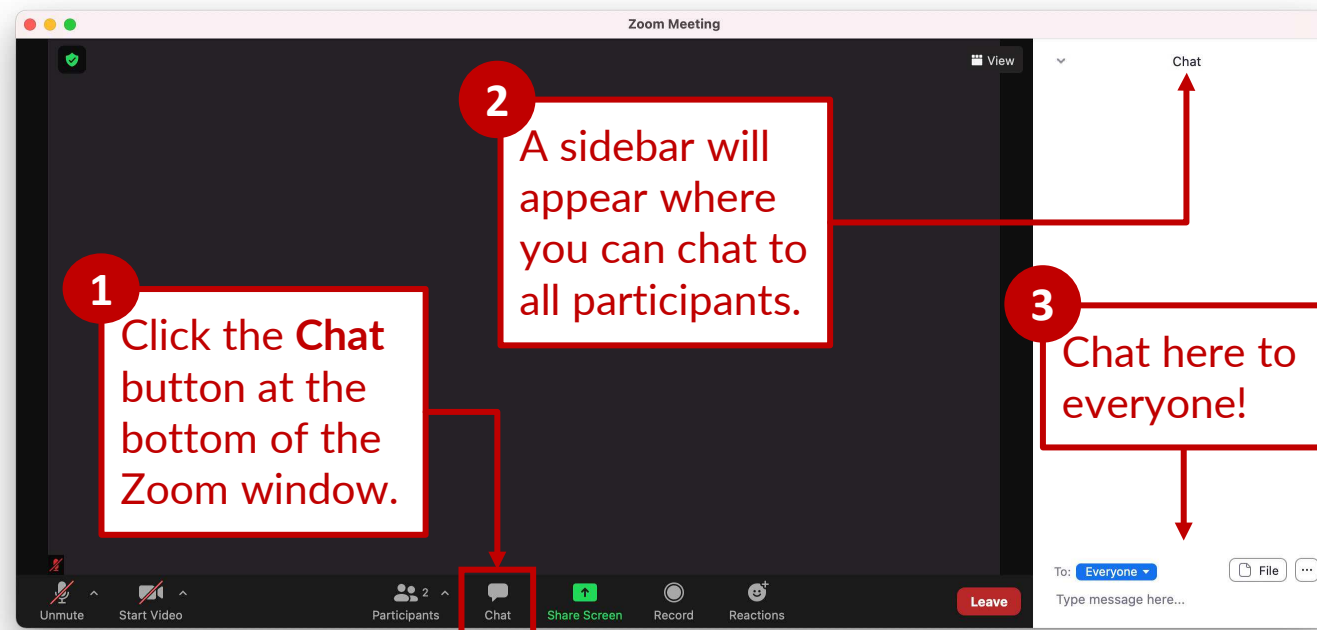
PARTICIPANTS ARE ENCOURAGED TO SHARE COMMENTS AND ASK QUESTIONS USING THE CHAT BOX.

Audio

- AFTER YOU JOIN THE ZOOM SESSION, AN AUDIO CONFERENCE BOX MAY APPEAR
 - IF YOU DO NOT SEE THE BOX, CLICK **'Join Audio'**
- FROM THE AUDIO CONFERENCE BOX, SELECT **'Phone Call'** OR **'Computer Audio'**
 - IF ACCESSING THE SESSION AUDIO VIA PHONE:
 - DIAL ONE OF THE GIVEN NUMBERS NEXT TO **'Dial'**
 - YOU WILL BE PROMPTED TO ENTER THE **Meeting ID**
 - THEN YOU WILL BE PROMPTED TO ENTER THE **Participant ID**



Chat





Community Partner Profiles

Anna Clayton

NATIONAL INSTITUTE FOR CITY & COUNTY HEALTH OFFICIALS
(NACCHO)

*WORKSHOP SERIES: TOOLS FOR COMMUNITY TRANSFORMATION – WORKSHOP #5
HOSTED BY THE HEALTHY START TA & SUPPORT CENTER AT NICHQ*

NICHQ
National Institute for
Children's Health Quality

HEALTHY
start
TA & SUPPORT CENTER

Community Partner Profiles

*Improve collaboration and alignment to address
community health issues*

January 11, 2024

Learning Objectives

- Describe the role of partner organizations in improving community health
- Explain how to use the Community Partner Profile tool to align partners' work
- Identify organizations addressing the SDoH related to a priority area of your work



Agenda

- Partnerships to improve community health
- Strategic alignment of partners
- Community Partner Profiles overview
- Breakout activity with the Profile
- Debrief





What are the benefits of working with partners?



Resources:

- Skills and expertise
- Funding
- Staff time

Community Connection:

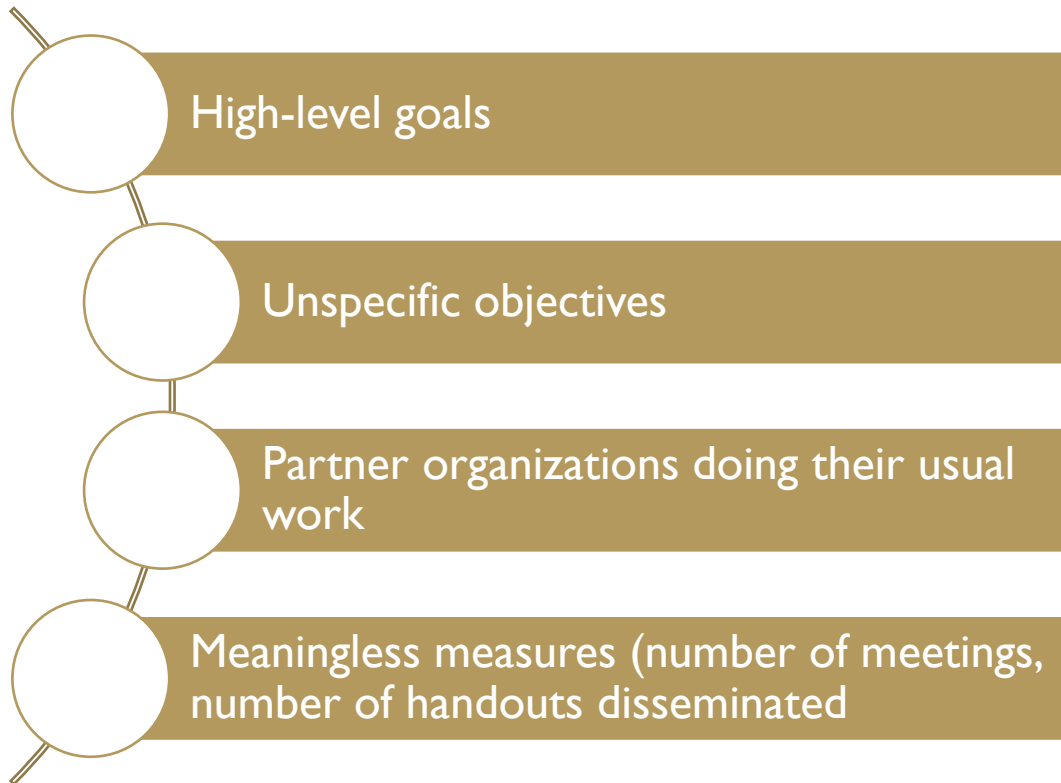
- Relationships with community
- Knowledge of community needs

What are some examples of **health priorities** you have worked on that are impacted by **multiple social determinants of health**?

What are some examples of **partner organizations** you have worked with to address those issues?

The Challenge with Misalignment

When you have...



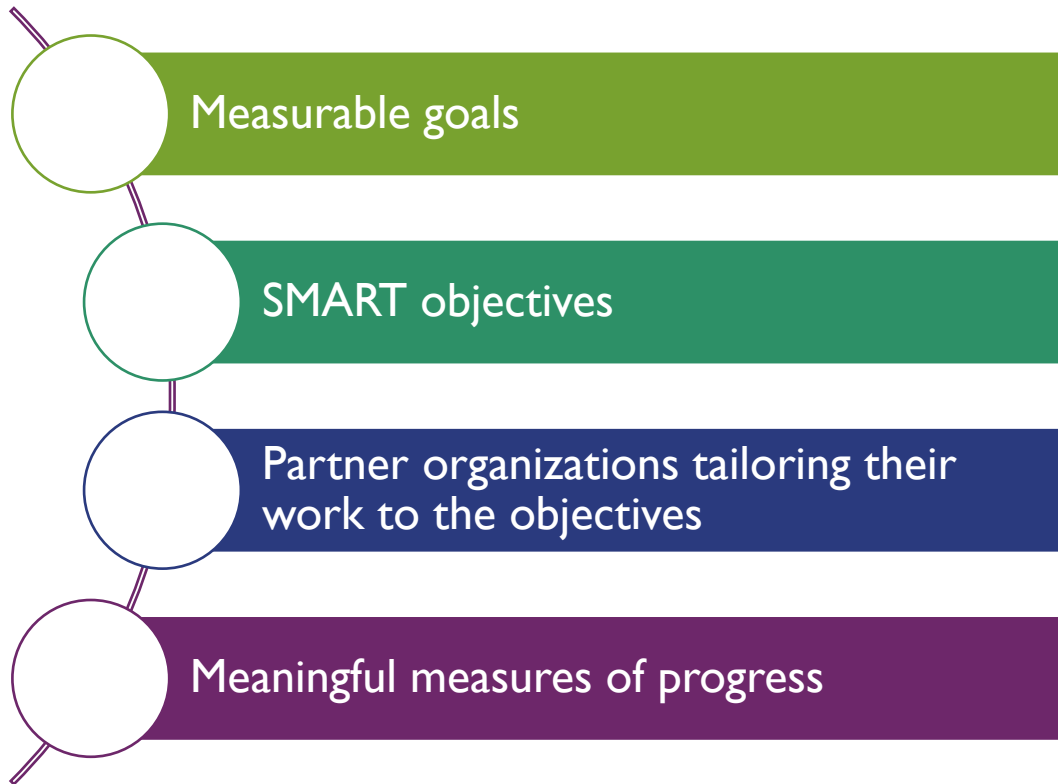
...you get...



Everyone working toward the same goal, but no one working together.

The Beauty of Alignment

When you have...



...you get...



Why measure process and outcomes?

Process Measures

Measures program activities that lead to outcomes.

Number of client visits, number of patient calls

Are we implementing our program as planned?



Outcome Measures

Measures results of programs that have been implemented.

Quality, health outcomes, cost effectiveness

Are we achieving our goals?



Community Partner Profile Tool

A set of steps to guide organizations **across sectors** to address **community-wide** challenges.

Used when **starting** new work with partner organizations.



Step 1: Describe status of health priority

What do we know about this issue?

- Data about the issue
- Experiences of community members
- Existing inequities
- Community strengths



Step 2: What is the context?

What social determinants of health are related to this issue?

- Identify SDoH related to issue
- Identify partner organizations who work with those SDoH



Step 3: Complete Community Partner Profile

Identify overlap of partners' work and the priority issue.

- Partners describe current programs relevant to the issue, including:
 - Goals & Objectives
 - Outcome Metrics
 - Process Metrics

CHIP Priority:			
List the Community/Healthy People Indicators most relevant to your organization's mission:			
Describe the current programs, services, or interventions	Associated Goals and Objectives	Outcome Metrics	Process Metrics

How have other partner organizations contributed to making progress on that issue?

Step 4: Shared Methods and Measures

Outline how each partner is contributing to the goal.

For each goal, identify:

- Strategies to make progress
- Key actions of each partner to contribute to strategies
- Process metrics of actions to measure implementation



Example of Shared Methods and Measures

Priority Issue: Access to healthy food among families with income below 200% of the Federal Poverty Line.



Goal: All residents have access to fresh fruits and vegetables within 1 mile of their home.



Strategies: Establish two new bi-weekly farmers markets in county.



Partner A's Key Actions: Build relationships with local farm vendors.
Process Metrics: Number of local farm vendors contacted to participate.



Activity: Identify Aligned Partners

- Refer to Page 4 of the Community Partner Profile tool
- Identify a common priority issue of your work
- Name the social determinants of health that relate to that issue
- Who in the community contributes to those SDoH?
- What are some examples of opportunities to collaborate with those partners?



Debrief

- What stands out to you from this tool and activity?
- How could you use this tool in your work?



Wrap-Up

Tess Pierson

HEALTHY START TA & SUPPORT CENTER (TASC)

*WORKSHOP SERIES: TOOLS FOR COMMUNITY TRANSFORMATION - WORKSHOP #15
HOSTED BY THE HEALTHY START TA & SUPPORT CENTER AT NICHQ*

NICHQ
National Institute for
Children's Health Quality

HEALTHY
start
TA & SUPPORT CENTER

Satisfaction Survey

WORKSHOP SERIES: TOOLS FOR COMMUNITY TRANSFORMATION - WORKSHOP #5
HOSTED BY THE HEALTHY START TA & SUPPORT CENTER AT NICHQ

NICHQ
National Institute for
Children's Health Quality

HEALTHY
start
TA & SUPPORT CENTER

Upcoming Sessions:

Office Hours

*THURSDAY, JANUARY 18
2-3 PM ET*

Workshop #6: Sustainability

*THURSDAY, FEBRUARY 1
2-2:45 PM ET*

Office Hours

*THURSDAY, FEBRUARY 8
2-3 PM ET*

*Workshop Series: Tools for Community Transformation - Workshop #5
Hosted by the Healthy Start TA & Support Center at NICHQ*



NICHQ
National Institute for
Children's Health Quality

HEALTHY
start
TA & SUPPORT CENTER

A photograph of a Black woman with long, dark braids, smiling warmly while holding a young Black child. The child is wearing a red long-sleeved shirt and green pants, and is laughing joyfully. They are sitting on a light-colored couch in a cozy, well-lit room with a wooden bookshelf in the background.

Thank you!

Workshop Series: Tools for Community Transformation - Workshop #5
Hosted by the Healthy Start TA & Support Center at NICHQ

NICHQ
National Institute for
Children's Health Quality

HEALTHY
start
TA & SUPPORT CENTER